

OTHER PILOT LIGHTS

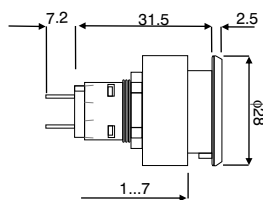


RXJL5 (Round) (Charcoal)

Cutout: ϕ 22mm Flush mount
Including nameplate holder, T5,5K socket and 2.8 x 0.8mm Faston terminals.

Rating: IP65
KF20...: Flat lens
KH20...: High lens (As shown in picture)
BSRXU: White blank nameplate.
Colours: Red, Green, Yellow, Blue or Clear.

FLUSH MOUNT

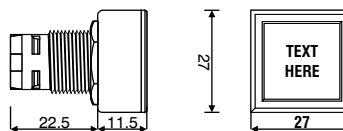


QXJL5 (Square) (Black) QXJL5DG (Charcoal)

Cutout: 24 x 24mm Flush mount
Including nameplate holder, T5.5K socket and 2.8 x 0.8mm Faston terminals.

Rating: IP65
KF25...: Flat lens
BSQXU: White blank nameplate.
Colours: Red, Green, Yellow, Blue or Clear

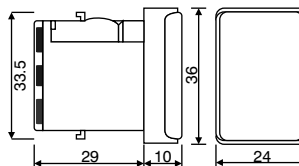
FLUSH MOUNT



APEM

A0271

Cutout : 29.5 x 21.5mm
Lamp
Voltages : Midget Groove Lamp or LED (MG T1 $\frac{1}{4}$)
Lamp : 14, 28, 48, 50 & 60V AC/DC
Neon : 110, 220V AC Red
Flourescent : 110, 220V AC Green
LED : 6 chip 12, 24 & 48V AC/DC
Red, Green or Yellow
LED : 1 chip 24V DC - Red, Green, Yellow or White.
Colours: Red, Green or White (Other colours available ex - indent)



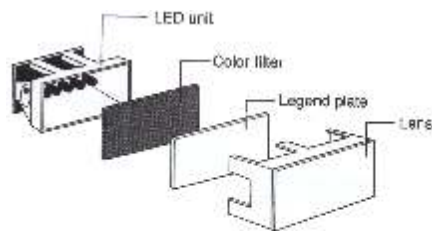
KimDen

KHE24C - 24D

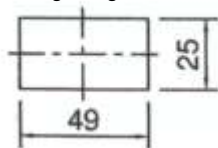
FEATURES

- Full voltage (24V DC), transformer, resistor and rectification bridge types are available for various power supplies.
- An even lighting surface provided by bright LED's (equivalent brightness of an incandescent lamp).
- Five vivid lighting colours available: Red, Green, Orange or Milky White (Yellow - ex - indent).
- Clamp mounting.
- A built-in protective diode efficiently resists reverse voltage.
- LED units can be easily replaced from the front surface.
- Combine units to create alarm type indicators.

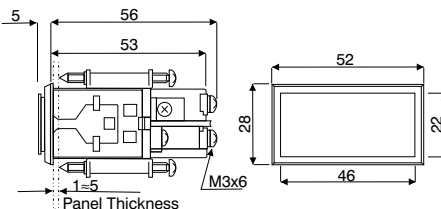
•Structure of LED



•Panel cut-out dimensions When mounting a single unit



•Clamp method



Legend Plate size : 18 x 41.8mm
Legend Plate thickness : 2mm
Lighting Area : 18 x 41.8mm
Engraving space : 17 x 40mm

